

EBA 200 | S

BLOOD / URINE / PEDIATRIC / PPP / COAG.

Compact performance with built-in versatility for practical centrifugation. The EBA 200 is a compact clinical centrifuge offering performance and safety for small sample volumes. The EBA 200 features a built-in, versatile, 8-place, fixed-angle rotor and adjustable LCD display for convenient and quick operation. Available in low and high speed (up to 8,000 RPM) models.

High-performance for quick turnaround of time sensitive samples. The higher performance EBA 200 S version delivers an RCF of 6,153 making it ideal for STAT chemistry, PPP and Coag. Achieve consistent platelet counts in just minutes for Platelet Poor Plasma (PPP).

Adjustable parameters for flexible application control. The EBA 200 and EBA 200 S feature a flexible control panel allowing you to adjust your application parameters. Adjust time, speed (RPM), RCF and braking with the easy to use LCD display.

Visual and audible end-of-cycle notification for a productive workflow. Customizable and independent control of visual and/or audio alarms can be set for end of cycle notification. This provides an across-the-room indication that your unit is ready for the next operation.




MODEL	EBA 200	EBA 200 S
Max. Capacity	8 x 15 ml	8 x 15 ml
Max. RPM / RCF	6,000 / 3,461	8,000 / 6,153
Max. Blood Tubes*	8 (up to 10 ml)	8 (up to 10 ml)
Max. Conical Tubes*	4 (15 ml)	4 (15 ml)
Temperature Control	Ambient	Ambient
Dims. (H x W x D)	9 x 10 x 14 in.	9 x 10 x 14 in.
Warranty†	5 yr.	5 yr.

*Please inquire about the fit of your specific tube dimensions. † Warranty valid in U.S. and Canada only, see warranty statement for complete details.

Learn more at: hettweb.com/eba200


EBA 200 / 200 S CENTRIFUGE PACKAGES

EBA 200 BLOOD TUBE PACKAGE - 8

	Tube Qty.	Volume (mL)	Size (mm)	200	200 S	200	200 S
				RPM		RCF	
	8	1.6 - 5	13 x 75	≤ 6,000	≤ 8,000	≤ 2,697	≤ 4,794
	8	4 - 7	13 x 100	≤ 6,000	≤ 8,000	≤ 3,461	≤ 6,153
	8	8.5 - 10	16 x 100	≤ 6,000	≤ 8,000	≤ 3,461	≤ 6,153
	4	8	16 x 125	≤ 6,000	≤ 8,000	≤ 3,461	≤ 6,153
Includes: (1) Centrifuge, (1) Built-in Angle Rotor, (8) Adapters 13 x 75 mm, (8) Adapters 13 x 100 mm							


PKG. NO. (EBA 200)	PKG. NO. (EBA 200 S)
200BLOOD8	200SBLOOD8

EBA 200 PEDIATRIC TUBE PACKAGE - 8

	Tube Qty.	Volume (mL)	Size (mm)	200	200S	200	200 S
				RPM		RCF	
	8	0.5	10.7 x 36	≤ 6,000	≤ 8,000	≤ 2,214	≤ 3,935
	Includes: (1) Centrifuge, (1) Built-in Angle Rotor, (8) Adapters 0.5 mL						


PKG. NO. (EBA 200)	PKG. NO. (EBA 200 S)
200BLOOD8-PED	200SBLOOD8-PED

EBA 200 URINALYSIS PACKAGE - 4

	Tube Qty.	Volume (mL)	Size (mm)	RPM	RCF
	4	12 KOVA	17 x 102	≤ 6,000	≤ 3,461
	4	15 Conical	17 x 120	≤ 6,000	≤ 3,461
Includes: (1) Centrifuge, (1) Built-in, Angle Rotor					

PKG. NO.
200URINALYSIS4

EBA 200 CUSTOM PACKAGE

	Supports over 19 application configurations, please inquire for more information
	Tube types include: Standard, Blood, Pediatric, Urine, and Conical up to 15 mL

Learn more at: hettweb.com/eba200

Contact your local Hettich representative:

Hettich | North America
 100 Cummings Center, Ste. 136L
 Beverly, MA 01915, U.S.A.
 Toll free: 1 (866) 370-4388
info@hettweb.com
hettweb.com

© 2019 Hettich Instruments, LP. All rights reserved.
 Lit. No. PS-EBA-200-EN-01-2019.

Hettich products are designed to help you achieve optimal results for your application and are built to perform to the specifications outlined in the operators manual. For application specific information and settings, please refer to your organizations standard operating procedure. As always, our Hettich representatives are here to help determine which Hettich products and/or accessories best fit your laboratory requirements.